
































Copy the 10 dot ten frames onto coloured card, use a different colour for the blank ten frames and the ten frame cards 1-9. You will need multiple copies of the blank and ten dot ten frame cards

















A large grid consisting of 10 rows and 5 columns of empty square cells. On the left side of the grid, there are three pairs of scissors icons, each positioned between two rows, indicating where to cut the grid into three sections of three rows each.




You will need around 4 copies of this page

					
					
✂					
					
✂					
					
✂					
					

You will need around 4 copies of this page

					
✂					
✂					
✂					

You will need 1 copy of this page.

					
✂					
✂					
✂	